

# Fleswick Bay Boulders

LAKESBLOC

Situated at the far south end of Fleswick Bay beach - a 200m easy scramble from where the shingle ends - is a compact circuit of quality boulder problems, located on a collection of blocks, all with generally good landings. This small area is well worth a visit for the climber looking for offerings between 6c-7c.

Whilst the tidal window is open for a decent amount of time during all but the highest tides, please be aware that it is not possible to get to or from the blocks at high tide - so please check tide times when visiting this circuit. The boulders themselves are generally unaffected by the tide.

The boulders dry quickly and do not suffer from seepage, unlike the historical Fleswick Bay crag bouldering above the beach.



Boulder 1

## Boulder 1

The first quality boulder encountered offers a truly excellent problem up its north face:


- 1) ♦ **English Mustard** 7b/V8 - SDS From the bottom left corner use a RH side pull and good hold in the cave to the left. Pull on and make a hard move to gain the high edge, match into the neighbouring crimp before making a beeline to the lip. Rock on to the slab and finish up it at the apex of the block. \*\*



Boulder 2

## Boulder 2

- 1) ♦ **Jump the Shark** 6c+/V5 - The arête and wall climbed the right side. Start on a pocket low to the right.
- 2) ♦ **The Hebsonator** 6a+/V3 - SDS Shallow groove with a tricky start. \*
- 3) ♦ **Turn of the Tide** 6b/V3 - Wall via a big pocket. A jump-start reduces the grade to 5/V1.
- 4) ♦ **Forbidden Zone** 7a+/V7 - Start in front of a pool - with RH in a small pocket immediately left of the step. Climb straight up, via tricky pull on. NO jumping for the break off the ground. Graded for those of average height. Morpho! \*
- 5) ♦ 4/V0 - The wall immediately right of the step down, via two pockets.
- 6) ♦ **Nostrromo** 6b/V3 - Centre of the wall via a break and a big stretch to the top. \*
- 7) ♦ 5/V1 - SDS The arête on the left.



Boulder 2


## Boulder 2

- 8) ♦ 4/V0 - Just left of the scoop.
- 9) ♦ 3/V0 The scoop.
- 10) ♦ 4+/V0 - Wall left of the arête.
- 11) ♦ 4+/V0 - SDS The arête on the left.


## Boulder 3 (No Topo)

**A small block with an overhanging front prow:**

- 12) ♦ 6a+/V3 - SDS Start on a pocket.








## Boulder 4

- 13) ♦ **Spongebob Smack Fiend** 7b+/V8 - From the lip of the overhang climb direct trending slightly left at the top.

## Boulder 5 (Bega's Boulder)

- 14) ♦ **Tom's Arête** 6b+/V4 - SDS The brilliant arête on the right. 5/V1 from standing. \*
- 15) ♦ **Soundwave** 7c/V9 - SDS The centre of the wall climbed direct, starting RH on a slopy break. \*
- 16) ♦ **Captain Scarlet** 7a+/V7 - SDS Climb the 'barn doory' wall 1m right of p14. Start on a big side pull. \*
- 17) ♦ **Bega thy Neighbour** 7a/V6 - SDS The prow/arête direct, starting matched on a low slopy shelf. \*
- 18) ♦ **Well Jackson** 6c/V4 - SDS Start as per p16 but climb the wall left of the rib using the rib.
- 19) ♦ **Off the Wall** 6c+/V5 - SDS The excellent diagonal trending rib. Stick to the rib all the way, before finishing via a stern mantle. \*\*
- 20) ♦ **Bega's Dyno** 7a/V6 - From neighbouring pockets at chest height dyno to the lip and mantle it out with difficulty. Brilliant ! \*\*
- 20a) ♦ **Bega's Belief** 7b+/V8 - SDS From a low one/two finger RH pocket and the LH end of a slopy shelf, pull on and make a hard move to the neighbouring pockets. Now dyno to the lip and mantle finish - as per p20. \*
- 21) ♦ **Heave-Ho!** 7a/V6 - From matched on low pockets pull into the RH side of the big undercut and blast for the lip. Mantle finish. The sit start is a reachy 7a+/V7. \*
- 22) ♦ **JET Fusion** 7b+/V8 - SDS From a shallow undercut pocket in the roof and hold on the left wall clamp on and make a hard move up to a reasonable hold above your head. Now veer slightly right to a good pocket and then the top. \*
- 23) ♦ 5/V1 -Start on a block and use a big pocket to climb the wall above.
- 24) ♦ **Bega's Traverse** 6c+/V5 - Start on the end of the undercut nose (top of p22) and traverse the block to finish up p13.



## North Boulders

There is a collection of the large blocks to the right, as you drop onto the beach at Fleswick Bay, these offer a few problems, the best two of which are as follows:

- 1) ♦ **Beach Babes** 6c/V4 - SDS The obvious south facing lip/arête fronted by a pit. Starts sat on a block to the left side of the pit and follows the lip to the apex of the block and a slightly sketchy top out.
- 2) ♦ **Bay Watch** 7b+/V8 - SDS The undercut arête, situated above a small platform on the back of the massive central block - starts RH on the arête LH on a side pull. \*