


Mighty White Boulder



1. Arete on right hand side. Nice from standing, nasty bunched start from sitting. Easier and not as good on left hand side. (Left Arete F5)
2. Eliminate up slab close to arete (no arete).
3. Slab – best if top avoided as long as possible. (The Crystal Method F5)
4. Easy groove.
5. Rib climbed on right hand side – needs a sit start... (SS done – Central Arete F6C+)
6. Left onto slopers from obvious crimp, then rock onto crimp – needs a sit start. (SS done – Fumbling with the blues F7B)
7. Arete on its right hand side from standing (Clash of the Wood Elves F7A) – starting sitting under probs 5/6 looks good and hard, direct sitter looks desperate.

Mighty White Boulder, cont...



7. As above

8. Dyno to arete. (Wood Elf Dyno F7A)

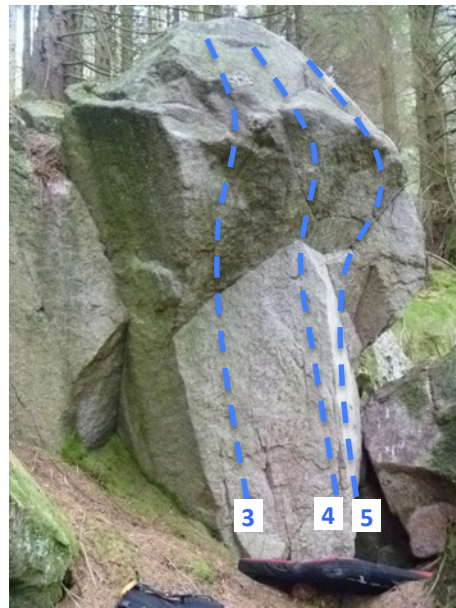

9. Flake from sitting start.

10. Arete

... onward back to problem 1... climbable anywhere at up to Font 4 ish – half a dozen problems with blinkers on.

Probably also some traverses, links etc for the enthusiast.

Outliers



1. Wall from low start – needs a proper sitter.
2. Standing start into groove – needs a sitter. Possibly other variants.
3. Left edge from low standing start – needs a sitter...
4. Project central line – crimps to a scary mantle. Sitter looks desperate! (Suspicious Minds F7B+?)
5. Easiest line from standing on obvious triangular foothold on central arete and using jug on right arete.
6. Left arete from sitting. (Goin Out West F6C+?)
7. Groove line. Also possible to ss on 6 and bullwork up both aretes.